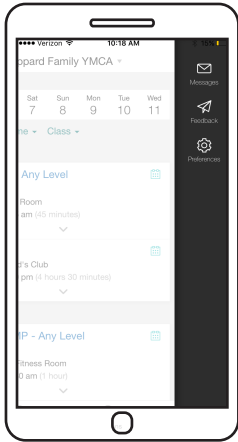


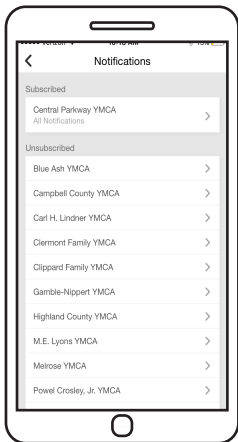
# SCHEDULES MADE EASY



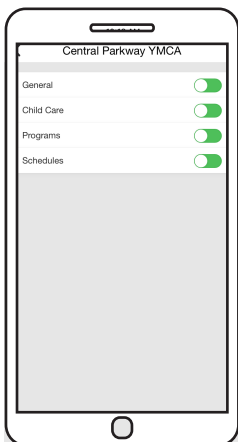
Download The App | Turn On Notifications | Receive Instant Updates!



1. Click "More" in the bottom right of your screen
2. Select "Preferences"
3. Click on "Notifications"



4. Choose the YMCA locations that you would like to receive notifications and alerts from.



5. Turn on "General" notifications, to receive instant updates when they happen.
6. You can also select to choose other types of alerts you would like to receive.